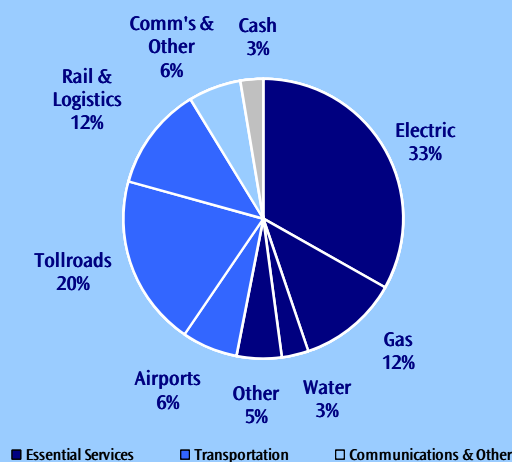


Performance Summary

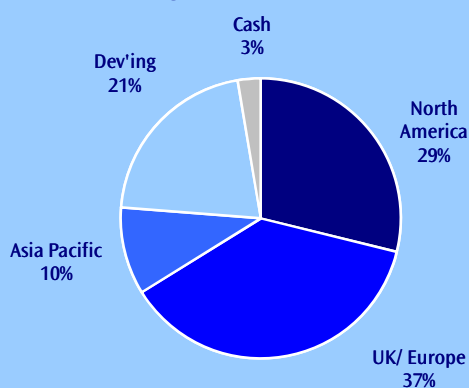
	This Month	Three Months	Twelve Months	Inception
TG RARE Infrastructure (GBP, net) ¹	-6.5%	-3.3%	na	12.3%
Benchmark: G7 Inflation + 5.5%	0.6%	1.6%	na	6.4%
MSCI World (GBP, gross)	-7.2%	-0.8%	na	17.4%

Overview of Fund Exposures and Portfolio Statistics

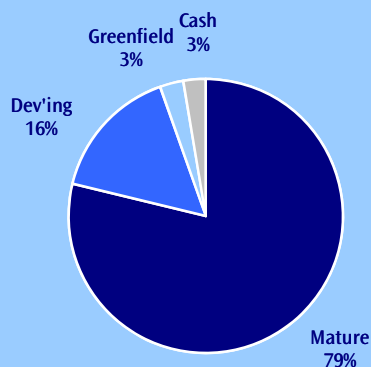
Sector Exposures²



Regional Exposures²



Maturity Exposures²

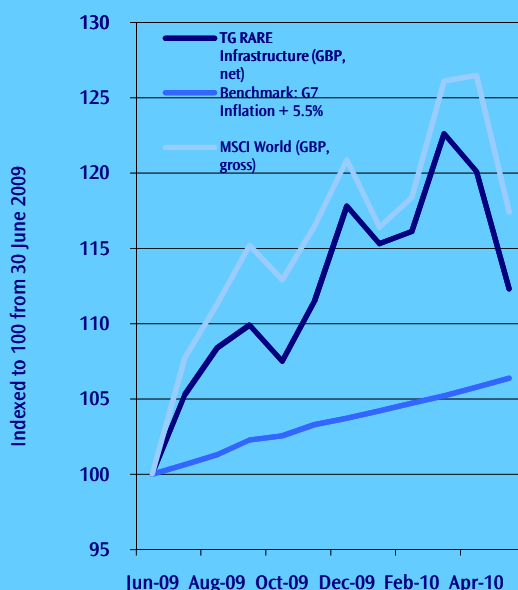


Portfolio Statistics

Current statistics of the TG RARE Fund are as follows:³

Dividend Yield	5.5%
EV ⁴ / EBITDA ⁵	9.0x
Interest Cover	4.2x
Gearing (Net Debt/Asset Beta)	39.7%
Asset Beta	0.50

Performance



Fund Details

Fund Structure	UCITS
Price: Class G, GBP, distributing	11.220

Bloomberg Tickers	RARDUBG ID
Further information	www.RAREinfrastructure.com www.TGinvestmentfunds.com

¹ Sources: TG RARE Infrastructure Fund (inception date 30 June 2008), RBC Dexia Ireland; Benchmark, OECD and RARE calculations; MSCI World, Bloomberg

² Based on the exposures of the underlying assets of the stocks in the Fund, as assessed by RARE Infrastructure

³ Based on weighted averages

⁴ EV means Enterprise Value (market capitalisation + preferred equity, if any + net debt)

⁵ EBITDA means earnings before interest, tax, depreciation & amortisation

Market Commentary for the Month

May was a “shocker” for equity markets, with the US market (Dow Jones index) having its worst month since 1940. All markets were down in May (developed markets (MSCI World down -7.2%) and Emerging Markets (MSCI EM Local) down 5.6%

Markets (MoM%, local)	
S&P500	+1.5
EuroStoxx	-3.6
Japan	-0.3
Hong Kong	-0.6
Shanghai	-7.7
Brazil	-4.0
MSCI World	+0.3
MSCI EM	-0.2
Oil (USD)	+2.9

Volatility was heightened due to:

- * the Greek debt crisis spreading to Iberia’s debt funding/refinancing needs and associated anxiety over the effectiveness of austerity measures introduced to help reduce debt
 - * mixed economic news as to the sustainability of global growth ; and
 - * to a lesser extent the temporary concerns created from volcanic ash spreading over Europe.
- There are many views on the economic outlook but in essence we need to see the European sovereign credit outlook stabilize, further evidence of cyclical improvement in the US and less volatility for confidence to return to the markets.

Infra Regulation. The NZ Commerce Commission released a draft decision on airport regulation which was viewed by the market as being favourable, establishing an appropriate regulated asset base for future price resets.

Infra M&A.

- * Transurban (tollroads) rejected two further bids from major shareholders and proceeded with a \$530m equity raising at \$4.60 to fund the Lane Cove Tunnel acquisition. One of the shareholders subsequently sold their 12% stake at \$4.44 after the raising.
- * MAP (Airports) issued notices to certain foreign shareholders to dispose of their shareholdings because the 40% government imposed foreign shareholding threshold had been breached.

Infra Funding. Canadian government committed US\$550m in loans for a Detroit River toll bridge. AdP (airports, Europe) announced a €500m bond issue at 80bps over swap (this is an attractive rate). Abertis has financed the R3-R5 tollroad in Spain with €370m from commercial lenders and €300m from the European Investment bank.

Other Infra News. The new UK coalition government announced its plans for the energy sector, in particular its support for nuclear generation and renewable energy.

Richard Elmslie & Nick Langley
Senior Portfolio Managers

Portfolio Commentary

RARE underperformed its benchmark in May (-6.5% v 0.6%) but have outperformed Global Equities (-6.5% v -7.5%).

We added Transurban (Australian, tollroad), and sold two stocks in the period; Terna (Italy, electric) and Enbridge (Canada, gas/oil pipelines).

Toll Roads, electric and gas sectors were the biggest detractor to performance during May, whilst the water and logistics sectors were in positive territory over the month. By Region, Europe/UK was again the biggest detractor of performance, followed by North America, whilst Developed Asia outperformed.

Strong performers for the month (MoM%) included AES Tiete +5.7% (Brazil, electric), Severn Trent +3.4% (UK, water) and Northumbrian +2.7% (UK, water).

The worst performers for May were DP World -5.3% (Middle East, ports), Shenzhen International -13.8% (China, tollroad), Spectra -13.3% (North America, gas) and MAP Group -12.4% (Australia, airport).

We continue to look for companies with fundamental long term value, with strong balance sheets and strong management and supportive regulatory environments or long term contracts.

Overview of Fund Holdings

Top 10 Holdings

ITC HOLDINGS CORP	5.8%
ABERTIS INFRAESTRUCTURAS SA	5.2%
VINCI	4.6%
RED ELECTRICA CORPORACION SA	4.5%
NORTHEAST UTILITIES	4.3%
TRANSCANADA CORP	4.2%
SHENZHEN INTL HLDS LTD	4.1%
SES GLOBAL SA /FDR	4.1%
NATIONAL GRID PLC	3.7%
SPECTRA ENERGY CORP	*OPA* 3.3%

Currency Exposure

Currency	Hedging %	Exposure %
Australian Dollar	93%	10.0%
US Dollar (incl. HKI)	100%	34.4%
Canadian Dollar	100%	4.3%
Euro	97%	31.3%
Brazilian Real	106%	9.7%
Singapore Dollar	101%	2.7%

Important Information:

While the information contained in this document has been prepared with reasonable care, none of RARE Infrastructure Limited, TG Investment Funds Plc or Treasury Group Investment Services Limited, the promoter of the Fund, accepts any liability or responsibility for errors, omissions or misstatements, however caused.

This information is not personal advice and has been prepared without taking account of your objective, financial situation or needs.

Investors should be aware that past performance is not indicative of future performance. Returns can be volatile, reflecting rises and falls in the value of underlying investments. The fact that shares in a particular company have been mentioned should not be interpreted as a recommendation to buy, sell or hold that stock.

Investors, or potential investors, should obtain a copy of, and review, the full prospectus and simplified prospectus prior to making any investment decision. TG Investment Funds Plc, and TG RARE Infrastructure Fund, as its sub-fund, are authorised and supervised by the Irish Financial Services Regulatory Authority.